


# See The Unseen

**DS530** Dental Imaging System

15 Years Dental X Ray Imaging Experience

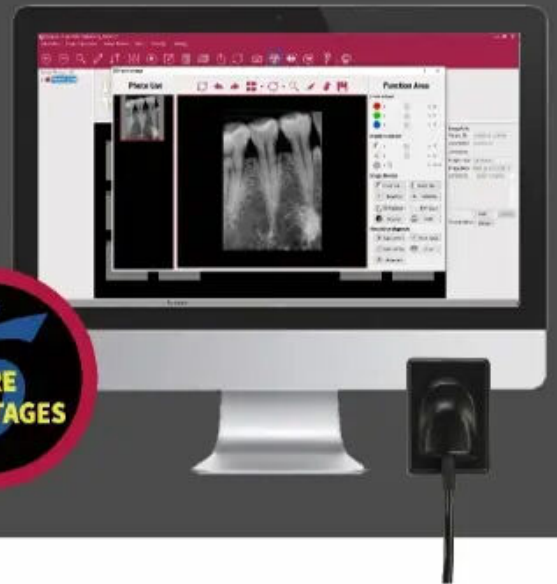


**Runyes**<sup>®</sup>  
FOCUS ON DENTAL

Partak Dental  
پارتاک دنتال



# Comfortable Experience With Full Tooth Imaging



Full-Tooth Imaging



High-Definition Imaging



APS CMOS Sensor



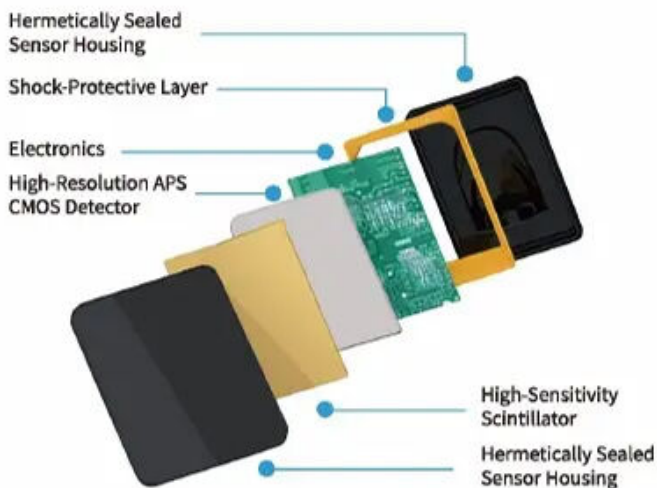
Powerful Software



IPX7



## Powerful Functions



## HD Imaging



## Super Toughness



Tens of thousands of tests have been carried out according to the actual use, and the product has super toughness and durability.



## Powerful Image Management Software



## High Adaptability

Available For Liquid Disinfectant Immersion Disinfection



The sensor is tightly stitched  
Repeated verification by engineers  
Reach IPX7 waterproof level  
Can be disinfected with immersion  
Avoid secondary cross infection

### Compatibility

Applicable for almost all x-ray machines on the market

Parameters	
Model	DSS30
Chip Type	APS CMOS
Pixel Size	38.5um
Dimension	39 × 28.5 × 6mm
Active Area	30 × 22.5mm
Active Pixel Array	1600 × 1200mm
Image Pixel	1604 × 1204mm
Voltage (through USB connection)	5.0V ± 0.5V
Electricity Current (through USB connection)	≤ 500mA
Power	≤ 1W
Digitization	12/14/16 bit
Imaging Time	3-4s
Resolution	27lp/mm
Signal Output	USB